



Service Circular

Maintenance Schedule

Subject: 2000 Model Year Pre-Delivery Inspection Procedure and Maintenance/Lubrication Schedule

Number: AMS-01-04

Date: Nov. 12, 2001

This Maintenance Service Circular supercedes Audi Maintenance Service Circular AMS-01-03, dated Nov. 8, 2001, due to a typographical error in a model year, please be sure to use AMS-01-04.

- This Maintenance Service Circular AMS-01-03 now contains the [new 8-digit Labor Operation Codes](#).

This Maintenance Service Circular contains the ***Pre-Delivery Inspection Procedure, 30 Day Inventory Maintenance, Suggested Maintenance Times and Scheduled Maintenance Intervals*** for 2000 Model Year Audi vehicles.

Suggested Repair Times **2**

Pre-Delivery Inspection Procedure **2**

- Under Hood Checks 3
- Exterior Checks 3
- Interior Checks 4
- On Hoist Checks 4
- Road Test 5
- After Road Test Checks 5

Lubrication / Emissions and Vehicle Maintenance Schedule **6**

- Every 5,000 Miles / 8,000 Km (1.8T Engine) 6
- Every 8,000 Miles / 12,000 Km Lubrication Service (V6 / V8 Engine) 6
- Every 10,000 Miles / 16,000 Km Lubrication / Maintenance Service 7
 - (1.8T Engine)
 - During Road Test 7
 - After Road Test 7
- Every 16,000 Miles / 24,000 Km Lubrication / Maintenance Service 8
 - (V6 / V8 Engine)
 - During Road Test 8
 - After Road Test 8
- Every 20,000 Miles / 32,000 Km Lubrication / Maintenance Service 9
 - (1.8T Engine)
 - During Road Test 10
 - After Road Test 10
- Every 24,000 Miles / 36,000 Km Lubrication / Maintenance Service 11
 - (V6 / V8 Engine)
 - During Road Test 12
 - After Road Test 12




Service Circular

Maintenance Schedule

Suggested Repair Times

	A4	A6	A8	TT
01 01 00 00 Pre-Delivery Inspection	80	80	80	80
Lubrication / Maintenance Service Intervals				
1.8T Engine				
03 05 00 13 Every 5,000 Miles / 8,000 Km Lubrication Service Intervals	80			80
03 11 00 13 Every 10,000 Miles / 16,000 Km Maintenance Service Intervals	125			125
03 15 00 13 Every 15,000 Miles / 24,000 Km Lubrication Service Intervals	80			80
03 21 00 13 Every 20,000 Miles / 32,000 Km Maintenance Service Intervals	125			125
03 25 00 13 Every 25,000 Miles / 40,000 Km Lubrication Service Intervals	80			80
03 30 00 13 Every 30,000 Miles / 48,000 Km Maintenance Service Intervals	160			160
Lubrication / Maintenance Service Intervals				
V6 / V8 Engine				
03 08 00 04 Every 8,000 Miles / 12,000 Km Lubrication Service Intervals			85	
03 08 00 21 Every 8,000 Miles / 12,000 Km Lubrication Service Intervals	85	85		
03 16 00 04 Every 16,000 Miles / 24,000 Km Maintenance Service Intervals			145	
03 16 00 21 Every 16,000 Miles / 24,000 Km Maintenance Service Intervals	145	145		
03 24 00 04 Every 24,000 Miles / 36,000 Km Lubrication Service Intervals			150	
03 24 00 21 Every 24,000 Miles / 36,000 Km Lubrication Service Intervals	150	150		
03 32 00 04 Every 32,000 Miles / 48,000 Km Maintenance Service Intervals			165	
03 32 00 21 Every 32,000 Miles / 48,000 Km Lubrication Service Intervals	165	165		
03 32 00 22 Every 32,000 Miles / 48,000 Km Maintenance Service Intervals 2.7T Engine	255	255		
03 44 00 04 Every 40,000 Miles / 60,000 Km Maintenance Service Intervals			150	
03 44 00 21 Every 40,000 Miles / 60,000 Km Maintenance	150	150		



Service Circular

Maintenance schedule

Pre-Delivery Inspection Procedure

A4 A6 A8 TT

Under Hood Checks


Check, install, remove and/or adjust:

- | | | | | |
|--|---|---|---|---|
| • Battery static voltage | ✓ | ✓ | ✓ | ✓ |
| • Engine oil level; add if necessary | ✓ | ✓ | ✓ | ✓ |
| • Engine coolant level and concentration; add if necessary | ✓ | ✓ | ✓ | ✓ |
| • Windshield washer fluid level; add if necessary | ✓ | ✓ | ✓ | ✓ |
| • Hydraulic/Power steering fluid level; add if necessary | ✓ | ✓ | ✓ | ✓ |
| • Brake fluid level; add if necessary | ✓ | ✓ | ✓ | ✓ |
| • Plenum water drain cowl area | ✓ | ✓ | ✓ | ✓ |
| • VAG 1551 / 5051 fault code/purge faults | ✓ | ✓ | ✓ | ✓ |

Exterior Checks

Check, install, remove and/or adjust:

- | | | | | |
|--|---|---|---|---|
| • All exterior lights, turn signals, emergency flasher, high/low beams | ✓ | ✓ | ✓ | ✓ |
| • Wiper Blades (where applicable) | ✓ | ✓ | ✓ | ✓ |
| • Wiper/Washer system | ✓ | ✓ | ✓ | ✓ |
| • Headlight washer system | ✓ | ✓ | ✓ | ✓ |
| • Remote/Central locking system | ✓ | ✓ | ✓ | ✓ |
| • Door lock/Anti-theft alarm | ✓ | ✓ | ✓ | ✓ |
| • Telephone/Radio antenna mast (where applicable) | ✓ | ✓ | ✓ | ✓ |



Service Circular

Maintenance schedule

Pre-Delivery Inspection Procedure

A4 A6 A8 TT

Interior Checks


Check, install, remove and/or adjust

• Fuses as required.	✓	✓	✓	✓
• Clock and set to local time.	✓	✓	✓	✓
• Ignition lock/buzzer	✓	✓	✓	✓
• Automatic shift lock	✓	✓	✓	✓
• Instrument panel/gauges/warning lights	✓	✓	✓	✓
• Auto check system	✓	✓	✓	✓
• Automatic transmission display	✓	✓	✓	✓
• Radio/Tape/CD/Telephone (where applicable)	✓	✓	✓	✓
• Radio; theft/function coding	✓	✓	✓	✓
• Climate control; A/C/heating basic settings	✓	✓	✓	✓
• All mid-console switches	✓	✓	✓	✓
• Horn	✓	✓	✓	✓
• Windows, Sunroof, Comfort closing (where applicable)	✓	✓	✓	✓
• Inside/outside rear view mirrors	✓	✓	✓	✓
• Seat belts	✓	✓	✓	✓
• Seat function, memory, heater	✓	✓	✓	✓
• All interior lights	✓	✓	✓	✓
• Telescoping/Tilt steering wheel	✓	✓	✓	✓
• Cigar lighters	✓	✓	✓	✓
• Owners literature	✓	✓	✓	✓
• Sun shades			✓	

On Hoist Checks

Check, install, remove and/or adjust:

• Wheel mounting bolt torque	✓	✓	✓	✓
• Tire pressure including spare	✓	✓	✓	✓
• Underbody plugs in tie-down openings	✓	✓	✓	✓
• Front spring spacers (where applicable)	✓	✓	✓	✓
• Front license plate bracket	✓	✓	✓	✓
• Underbody lift point spacers				✓



Service Circular

Maintenance schedule

Pre-Delivery Inspection Procedure

A4 A6 A8 TT

Road Test


Check and/or adjust:

- | | | | | |
|---|---|---|---|---|
| • Engine cold start, idle and performance during warm-up | ✓ | ✓ | ✓ | ✓ |
| • Manual transmission gearshift mechanism and clutch for proper interlock operation | ✓ | | | ✓ |
| • Automatic transmission operation, including automatic shift lock function and kick down function. | ✓ | ✓ | ✓ | ✓ |
| • Engine performance | ✓ | ✓ | ✓ | ✓ |
| • Steering wheel centering; heating, remote functions (where applicable) | ✓ | ✓ | ✓ | ✓ |
| • Steering for pulling, vibration, alignment. | ✓ | ✓ | ✓ | ✓ |
| • Unusual noises/vibrations | ✓ | ✓ | ✓ | ✓ |
| • Brake/parking brake system | ✓ | ✓ | ✓ | ✓ |
| • Wind noise, squeaks and rattles | ✓ | ✓ | ✓ | ✓ |
| • Instruments/gauges/HVAC system | ✓ | ✓ | ✓ | ✓ |
| • Cruise control | ✓ | ✓ | ✓ | ✓ |

After Road Test Checks

Check and/or adjust:

- | | | | | |
|---|---|---|---|---|
| • Engine for hot start/idle performance | ✓ | ✓ | ✓ | ✓ |
| • Fluid levels (Except automatic transmission fluid) | ✓ | ✓ | ✓ | ✓ |
| • VAG 1551 / 5051 fault code; purge faults/Readiness code | ✓ | ✓ | ✓ | ✓ |
| • Service Reminder Indicator Display resetting | ✓ | ✓ | ✓ | ✓ |
| • Vehicle cleanliness | ✓ | ✓ | ✓ | ✓ |




Service Circular

Maintenance schedule

Emissions/Lubrication Vehicle Maintenance

	A4	A6	A8	TT
<u>Every 5,000 Miles / 8,000 Km Maintenance and Lubrication Service Interval - 1.8T Engine</u>				
• Engine: Change oil	✓			✓
• Engine: Replace oil filter*	✓			✓
• Fluid Levels: Check and add if necessary	✓			✓
• Automatic Shift Lock: Check operation including park/neutral position switch	✓			✓
• Manual transmission gearshift mechanism and clutch for proper interlock operation	✓			✓
• Wheels: Rotate (applicable to first 5,000 miles/8,000 km service only)	✓			✓
• Service Reminder Indicator Display: Reset	✓			✓
* At first 5,000 miles/8,000 km and 10,000 miles/16,000 km maintenance intervals and every 10,000 miles/16,000 km intervals thereafter				
<u>Every 8,000 Miles / 12,000 Km Maintenance and Lubrication Service Interval - V6 / V8 engine</u>				
• Engine: Change oil	✓	✓	✓	
• Engine: Replace oil filter*	✓	✓	✓	
• Fluid Levels: Check and add if necessary	✓	✓	✓	
• Automatic Shift Lock: Check operation including park/neutral position switch	✓	✓	✓	
• Manual transmission gearshift mechanism and clutch for proper interlock operation	✓			
• Wheels: Rotate (applicable to first 8,000 miles/12,000 km service only)	✓	✓	✓	
• Service Reminder Indicator Display: Reset	✓	✓	✓	
*At first 8,000 miles/12,000 km and 16,000 miles/24,000 km maintenance intervals and every 16,000 miles/24,000 km intervals thereafter				



Service Circular

Maintenance schedule

Emissions/Lubrication Vehicle Maintenance

A4 TT

Every 10,000 Miles / 16,000 Km Maintenance and Lubrication Service Interval - 1.8T Engine


- | | | |
|--|---|---|
| • Engine: Change oil/replace oil filter | ✓ | ✓ |
| • Battery: Check electrolyte level; add if necessary | ✓ | ✓ |
| • Dust/Pollen Filter: Replace | ✓ | ✓ |
| • Cooling System: Check coolant level; add if necessary | ✓ | ✓ |
| • Windshield Wiper Washer System: Check operation, fluid level; add if necessary | ✓ | ✓ |
| • Sliding Roof: Clean/lubricate guide rails | ✓ | |
| • Automatic Shift Lock: Check operation including park/neutral position switch | ✓ | ✓ |
| • Manual/Automatic Transmission: Check for leaks | ✓ | ✓ |
| • Manual transmission gearshift mechanism and clutch for proper interlock operation | ✓ | ✓ |
| • Transmission Final Drive(s): Check oil level; add if necessary | ✓ | ✓ |
| • Brake System: Check for damage/leaks, thickness of pads and brake fluid level | ✓ | ✓ |
| • Drive Shafts: Check boots | ✓ | ✓ |
| • Wheels/Tires/Spare: Check condition/pressure | ✓ | ✓ |
| • On-Board Diagnostic System: Check diagnostic trouble code memory with VAG 1551 / 5051 and purge if necessary | ✓ | ✓ |
| • Service Reminder Indicator Display: Reset | ✓ | ✓ |
| • Exterior Lights: Check; adjust if necessary | ✓ | ✓ |
| • Door Hinge Mechanism: Lubricate | ✓ | ✓ |

During Road Test

- | | | |
|---|---|---|
| • Check Kickdown, Braking, Steering, Heating, Ventilation, Air Conditioning, Power Accessories and Electrical Systems | ✓ | ✓ |
|---|---|---|

After Road Test

- | | | |
|--|---|---|
| • Engine: Check for leaks | ✓ | ✓ |
| • Power Steering: Check fluid level | ✓ | ✓ |
| • Exhaust System: Check for damage/leaks | ✓ | ✓ |



Service Circular

Maintenance schedule

Emissions/Lubrication Vehicle Maintenance

A4 A6 A8

Every 16,000 Miles / 24,000 Km Maintenance and Lubrication Service Interval - V6 / V8 engine


- | | | | |
|--|---|---|---|
| • Engine: Change oil/replace oil filter | ✓ | ✓ | ✓ |
| • Battery: Check electrolyte level; add if necessary | ✓ | ✓ | ✓ |
| • Dust/Pollen Filter: Replace | ✓ | ✓ | ✓ |
| • Cooling System: Check coolant level; add if necessary | ✓ | ✓ | ✓ |
| • Windshield Wiper Washer System: Check operation, fluid level; add if necessary | ✓ | ✓ | ✓ |
| • Sliding Roof: Clean/lubricate guide rails | ✓ | ✓ | ✓ |
| • Automatic Shift Lock: Check operation including park/neutral position switch | ✓ | ✓ | ✓ |
| • Manual/Automatic Transmission: Check for leaks | ✓ | ✓ | ✓ |
| • Manual transmission gearshift mechanism and clutch for proper interlock operation | ✓ | | |
| • Transmission Final Drive(s): Check oil level; add if necessary | ✓ | ✓ | ✓ |
| • Brake System: Check for damage/leaks, thickness of pads and brake fluid level | ✓ | ✓ | ✓ |
| • Drive Shafts: Check boots | ✓ | ✓ | ✓ |
| • Wheels/Tires/Spare: Check condition/pressure | ✓ | ✓ | ✓ |
| • On-Board Diagnostic System: Check diagnostic trouble code memory with VAG 1551 / 5051 and purge if necessary | ✓ | ✓ | ✓ |
| • Service Reminder Indicator Display: Reset | ✓ | ✓ | ✓ |
| • Exterior Lights: Check; adjust if necessary | ✓ | ✓ | ✓ |
| • Door Hinge Mechanism: Lubricate | ✓ | ✓ | ✓ |

During Road Test

- | | | | |
|---|---|---|---|
| • Check Kickdown, Braking, Steering, Heating, Ventilation, Air Conditioning, Power Accessories and Electrical Systems | ✓ | ✓ | ✓ |
|---|---|---|---|

After Road Test

- | | | | |
|--|---|---|---|
| • Engine: Check for leaks | ✓ | ✓ | ✓ |
| • Power Steering: Check fluid level | ✓ | ✓ | ✓ |
| • Exhaust System: Check for damage/leaks | ✓ | ✓ | ✓ |



Service Circular


Maintenance schedule

Emissions/Lubrication Vehicle Maintenance

A4 TT

Every 20,000 Miles / 32,000 Km Maintenance and Lubrication Service Intervals - 1.8T Engine

• Engine: Change oil/replace oil filter	✓	✓
• Battery: Check electrolyte level, add if necessary	✓	✓
• Air Cleaner: Replace filter	✓	✓
• Dust/Pollen Filter: Replace	✓	✓
• Cooling System: Check coolant level; add if necessary	✓	✓
• Windshield Wiper Washer System: Check operation, fluid level; add if necessary	✓	✓
• Automatic Shift Lock: Check operation including park/neutral position switch	✓	✓
• Transmission Final Drive(s): Check oil level; add if necessary	✓	✓
• Manual/Automatic Transmission: Check for leaks	✓	✓
• Manual transmission gearshift mechanism and clutch for proper interlock operation	✓	✓
• Haldex Clutch: Change oil		✓
• Sliding Roof: Clean/lubricate guide rails	✓	
• Wheels/Tires/Spare: Check condition/pressure	✓	✓
• Drive shafts: Check boots	✓	✓
• Front End: Check dust seals on ball joints/tie rod ends	✓	✓
• Brake System: Check for damage/leaks, thickness of pads and brake fluid level	✓	✓
• On-Board Diagnostic System: Check diagnostic trouble code memory with VAG 1551 / 5051 and purge if necessary	✓	✓
• Service Reminder Indicator Display: Reset	✓	✓
• Exterior Lights: Check; adjust if necessary	✓	✓
• Door Hinge Mechanism: Lubricate	✓	✓



Service Circular

Maintenance schedule

Emissions/Lubrication Vehicle Maintenance


A4 TT

During Road Test

- | | | |
|---|---|---|
| • Check Kickdown, Braking, Steering, Heating, Ventilation, Air Conditioning, Power Accessories and Electrical Systems | ✓ | ✓ |
|---|---|---|

After Road Test

- | | | |
|--|---|---|
| • Engine: Check for leaks | ✓ | ✓ |
| • Power Steering: Check fluid level | ✓ | ✓ |
| • Exhaust System: Check for damage/leaks | ✓ | ✓ |



Service Circular

Maintenance schedule

Emissions/Lubrication Vehicle Maintenance

A4 A6 A8

**Every 24,000 Miles / 48,000 Km Maintenance and
Lubrication Service Intervals - V6 / V8 Engine**

• Engine: Change oil/replace oil filter	✓	✓	✓
• Battery: Check electrolyte level, add if necessary	✓	✓	✓
• Air Cleaner: Replace filter	✓	✓	✓
• Cooling System: Check coolant level; add if necessary	✓	✓	✓
• Windshield Wiper Washer System: Check operation, fluid level; add if necessary	✓	✓	✓
• Dust/Pollen Filter: Replace	✓	✓	✓
• Ribbed Belt: Replace every 75,000 miles/120,000 km	✓	✓	✓
• Timing Belt: Replace every 105,000 miles/160,000 km	✓	✓	✓
• Timing Belt Tensioner Roller: Replace every 105,000 miles/160,000 km)	✓	✓	
• Spark Plugs: Replace every 32,000 miles /48,000 km	✓	✓	✓
• Automatic Shift Lock: Check operation including park/neutral position switch	✓	✓	✓
• Transmission Final Drive(s): Check oil level; add if necessary	✓	✓	✓
• Manual/Automatic Transmission: Check for leaks	✓	✓	✓
• Manual transmission gearshift mechanism and clutch for proper interlock operation	✓		
• Sliding Roof: Clean/lubricate guide rails	✓	✓	✓
• Wheels/Tires/Spare: Check condition/pressure	✓	✓	✓
• Drive shafts: Check boots	✓	✓	✓
• Front End: Check dust seals on ball joints/tie rod ends	✓	✓	✓
• Brake Fluid: Replace every 2 years regardless of mileage	✓	✓	✓
• Brake System: Check for damage/leaks, thickness of pads and brake fluid level	✓	✓	✓
• On-Board Diagnostic System: Check diagnostic trouble code memory with VAG 1551 / 5051 and purge if necessary	✓	✓	✓
• Service Reminder Indicator Display: Reset	✓	✓	✓
• Exterior Lights: Check; adjust if necessary	✓	✓	✓
• Door Hinge Mechanism: Lubricate	✓	✓	✓



Service Circular

Maintenance schedule

Emissions/Lubrication Vehicle Maintenance

A4 A6 A8

During Road Test

- Check Kickdown, Braking, Steering, Heating, Ventilation, Air Conditioning, Power Accessories and Electrical Systems ✓ ✓ ✓

After Road Test

- Engine: Check for leaks ✓ ✓ ✓
- Power Steering: Check fluid level ✓ ✓ ✓
- Exhaust System: Check for damage/leaks ✓ ✓ ✓